



Tennessee Association of Woodturners

The Tennessee Turner

October 2010

Volume XXIII, Issue 10

Inside This Issue:

President's message	1
Tuesday Oct 5 Meeting	2
Saturday Turn In	2
Nominating Committee	2
2010 Schedule	2
Minutes of Meeting	3
September Demonstrator	3
Instant Gallery	3-4
TACA Fall Art Fair	4
Christmas Fund Sale	4
2011 Coming Attractions	5
TAW Symposium	5
Featured Demonstrator	5
Members Q & A	5-6
Turn for the Troops	6
Woodworking Links	6
Symposium Registration	7
From the Editor	8
Demo Resources	8

Important dates to remember:

October Meeting – Oct 5
Saturday Turn In – Oct 9
TAW Symposium –
Jan 28 - 29, 2011

President's Message

As I rode my bicycle last Friday morning, I saw the yellowing leaves from a walnut tree fluttering toward the ground. Uh Oh, Fall is starting...but where are the cooler daytime temperatures?! We have lots of events and happenings throughout the Fall that will help keep you busy with woodturning instead of raking leaves!

First, we have TACA at Centennial Park on September 24th through the 26th. We need you to demonstrate and/or interact with the people. We also need you to bring a variety of your turned objects to show off to the folks - you may not sell the items at the fair, but you can talk to the folks about your work. If you would like to participate, please send an email to Mike Zinser mike.zinser@yahoo.com. This is always a fun event for all involved!


Once again this year, Woodcraft is involved with the "Turn For The Troops" pen turning project. If you would like to participate, please visit Woodcraft in Franklin, call the store at 615-599-9638 to inquire about dates and times of turning sessions. This will end on Veteran's Day - November 11, so make the call, get involved and turn some pens for our military men and women who are deployed in serving our country.

If you are aware of any Christmas sales or Holiday sidewalk sales that are going to be held after November 1st, please contact me or Mike Zinser to let us know the location and dates. *We need your small turned objects and ornaments as well!* We have 4 sales dates set, but need to have 2 or 3 more dates to ensure that we get our work out in front of the largest groups of people possible. The proceeds from the sales will go directly to the Tennessee Baptist Children's Home Brentwood Campus to say "thank you" for providing us with such a fabulous facility for our meetings and for giving us the use of the woodshop. So, please help by donating items and trying to find venues for our items to be sold.

Speaking of pens and donating, I have received 14 pens of the 40 I requested, (*thank you!*) to give to 2nd Lieutenant Sterling Perkins, USMC for the members of his unit as he goes off to his Officer Training Program in October. If you have a few moments and a few pen blanks handy, please turn a pen and bring it to the October meeting, I will have at least one!

With all of the recent buzz surrounding the November elections, I want to remind you that our November meeting will be held in the Gym on Thursday, November 4th. Additionally, the December 7th meeting will be moved to Woodcraft due to Christmas events at the Children's Home. If you know of or are planning to take a few trees down this Fall, it is best to wait until all of the leaves are off the trees before they are cut down! This is especially a good idea if you plan to make some Natural Edge Bowls from the wood! After the sap runs down the tree, the bark seems to adhere better to the bowls as there is less moisture between the bark and the wood. Sometimes it pays to procrastinate!

Club Meeting–Tuesday Oct 5



Moody Davis is a guest demonstrator from the Alabama, and is an active, charter member of the Alabama Woodturners Association that meets in Birmingham. Moody is a native of Alabama and has lived in the Huntsville area (Owens Cross Roads) for 47 years. He retired from NASA – Marshall

Space Flight Center after working 36 years as a mechanical engineer. He has always been interested in wood working at some level. He says, I have “scraped” wood using a wood lathe since the early 1970’s, but began to do “some things” better after viewing a Dale Stubbs video in 1993. That video at least introduced me to the correct tools. My interest in turning ranges from Christmas ornaments to large vessels made from hollow logs. To be honest, I enjoy cutting, gathering and preparing the wood for turning almost as much as the actual turning. My friends and I have more stored wood than we will ever turn. But that is a good thing. He sells a few of his things at one “craft/arts” event a year as he prefers to stay in a “retired” life style rather than work. He wants to keep his turning at a hobby level so it will always be fun.

Saturday Turn-In

The next Saturday Turn-In will be **October 9** at the TBCH workshop from 8:00 am – 1:00 pm. If you need help with a project or sharpening a tool come by and someone will be there to help you.

TAW Nominating Committee

Terms of the current TAW officers will expire February 28, 2011. If you are interested in being considered for any of the officer positions, or wish to nominate someone please contact Ray Sandusky – rsandusky@comcast.net, Mike Zinser – mike.zinser@yahoo.com, or Stephen Campbell – steveanddonnac@comcast.net. Positions are President, Vice-President, Treasurer, and Secretary/Newsletter.

2010 Tentative Schedule and Calendar of Events

Club Projects

September 24, 25 & 26, 2010 – TACA Fall Craft Fair

November 20 & 21, 2010 – Centennial (High School) Holiday Show for TBCH

December 10 & 11, 2010 – The Factory Mall, Franklin, TN, for TBCH

Other November & December (dates TBA) – for TBCH Christmas Fund

January 4, 2011 – Deadline for submitting 2011 Scholarship Application

January 28th & 29th, 2011 – 23rd Annual Symposium

Club Meeting Programs

October 5- Moody Davis - guest turner from Alabama Woodturners Association- How to make a small box with a Corian on-lay (not inlay) on the lid

November 4 (Thursday) – Several lathes set to demonstrate different Christmas ornaments

December 7 – Meeting at the Woodcraft Store – Franklin, TN.

Saturday Sessions (8:00 am to 1:00 pm unless otherwise specified)

These sessions are conducted to help with turning issues you may be encountering. Hopefully we will have enough established turners to help each newcomer attending. We want to have the seasoned turners provide guidance on tool sharpening, chucking, proper tool use and any other questions that arise. Please join us. ALSO, PLEASE NOTE WE HAVE CHANGED THE DATE FOR THE SATURDAY SESSIONS FROM THE THIRD SATURDAY TO THE FIRST SATURDAY AFTER THE MONTHLY MEETING

October 9

November 6


December 4

Club Sawdust Trail –We have not had a shop visit in several months and are looking for shops to visit, please volunteer your shop for a Saturday morning visit.

Minutes of the Meeting –Sept 7

Ray Sandusky called the meeting to order. There were 52 members in attendance. Dennis Ethridge, John Walker, Kent Mosley, Michael Bloodworth and Cecil Ward were visitors. We have a new headset for our PA system. TACA is September 24-26 we will need volunteers. Need venues for Christmas ornament sale. November 11 is final date to complete Pens for the Troops. TAW web site is completely updated. TAW will have both display cases in the Hermitage Library during November.

September Demonstrator



Mike Zinser introduced John Lucas who was the September demonstrator. John is an accomplished turner, demonstrator and tool maker. His demonstration focused on how to turn a bowl from a board.

You can use a band saw, scroll saw or parting tool

to cut your rings from a board. The first step is to lay out the circles on the board. John recommends 3/4" to 1" wide rings cut at 45 degrees. He uses Titebond II glue to put the rings back together. A recommended reading resource is "Wooden Bowls from the scroll saw" by Carol Rathman. Slowing the lathe down before parting completely through the ring and wear gloves to prevent injuries. He uses a push cut to control the bevel on side grain and likes to use John Jordan's shear scraper to clean up the outside of the bowl. Feed rate is critical to the quality of the cut – don't force the tool. The surface speed is slower at the bottom of the bowl – cut slower here!

Instant Gallery



Ray Sandusky – sugar maple lidded vessel
Ray Sandusky – sugar maple lidded vessel



Ray Sandusky – sugar maple natural edge
Bob Myers – segmented closed form – 637 pieces!




Barry Werner – dyed Ginkgo hollow form
Bill Tucker – communion chalice



Barry Werner – library oak hollow form
Mike Zinser – walnut platter



Mike Zinser – walnut platter
Mike Zinser – poplar platter



John Lucas – cupcake
John Lucas – mirror



John Lucas – lidded button vessel



Andy Woodard – maple bowl



Kent Mosely – red wood burl lidded vessel



John Walker – dyed red maple hollow form



Andy Woodard – ash platter



Jim Mason – pecan hollow form



Jim Mason – poplar hollow form



Jim Mason – poplar hollow form



Jim Mason – cherry bowl



Jim Mason – beech lidded vessel



Kent Mosley – black acacia



Kent Mosley – walnut/ambrosia maple

TACA Craft Fair Sept 24-26

The Tennessee Association of Woodturners will demonstrate at the TACA Fall Craft Fair. It is too late to demonstrate, but if you are attending the Craft Fair, please drop by the LifeWorks Demo Booth to support your fellow club members. Fair hours are 10:00 am to 6:00 pm Friday and Saturday, 10:00 am to 5:00 pm Sunday.

Christmas Fund Sale for the Tennessee Baptist Children's Home

This year the Tennessee Association of Woodturners will sell your donated items for the Tennessee Baptist Children's Home Christmas Fund. We presently are scheduled to display at the Centennial Holiday Show (Centennial High School-Franklin, TN) on November 20th and 21st and at The Factory Mall, Franklin, TN, on December 10th and 11th. We are looking for other venues and I would appreciate it if you would contact me with any ideas you may have in that regard. As a TAW member, we request that you turn at least two Christmas ornaments and/or any other turned items for the sale so we will have both a variety of inventory to choose from and an adequate supply. **If you are turning something intended for children**, we request that you **DO NOT** apply any kind of finish but rather sand adequately and possibly burnish the item. There has been restrictive legislation regarding paints/finishes for any item intended for children's use. Contact Mike Zinser at mike.zinser@yahoo.com or 615-292-8652/615-489-3025.

Coming Attraction

Johannes Michelsen



The TAW is bringing Johannes Michelsen to Nashville March 4, 2011 for a full day wood hat demonstration. Johannes will demonstrate how to turn a full size wood hat and a mini size wood hat. The cost for the full day

demonstration including lunch will be \$25.00. In addition there will be limited opportunities for hands on classes March 5-6. Nineteen years ago JoHannes originated the wood hat and is solely responsible for bringing the art form to the level it enjoys today. Wood hats that are not only sculptural, but functional as well. They can be custom fitted, and when they are, they are extremely comfortable and wearable. Weighing, depending upon size, between 6 and 9 ounces – no more than common hats. Due to their unique magnetism, they are being sought by collectors and non collectors alike.

Save the Date



January 28th and 29th, 2011

Tennessee Association of Woodturners
23rd Annual Woodturning Symposium
Radisson Opryland Hotel
Nashville, Tennessee

Molly Winton
Michael Mocho
Bill Grumbine
Stuart Batty

Details available at www.tnwoodturners.org

Featured Symposium Demonstrator



Bill Grumbine has been turning since May of 1993, when he started a woodworking business, and decided he would need a lathe to make table legs and chair legs for all the tables and chairs he would

be making. He turned his first table leg in July – of 1999! By that time he was already on his seventh lathe, and had discovered the world of pens, bowls, vessels, and all sorts of other round things. Bill had been teaching and demonstrating since 1995. Even though he had only been turning for two years, and only knew a little bit about a couple of things, he was experienced in presenting that, and began teaching for the Woodcraft Corporation. In 1999 he started teaching in his own shop, and people started coming from all over the US and Canada. In 2004, after much encouragement from students, he made his first video, Turned Bowls Made Easy. It was very successful, and a second video, Beyond the Basic Bowl followed. Bill still makes furniture, but turning and teaching is the focus of his business. He has been all over the US and up into Canada turning, teaching, and having fun behind a lathe. And people are still making the trip to his shop in eastern Pennsylvania to learn more about turning there.

Members Q&A

Q1 - I picked up two pieces, which were part of a limb of the Bur Oak tree from the Library. If I am going to use the wood for pen blanks and ornaments, do I need to dry the wood before turning, if so how and how long? Can I turn it now (wet) and will the blanks or ornaments warp? What's the best route to take? Jerry Weygandt.

A1- I cannot speak to the ornaments but pen blanks must be dry. Once drilled, the tubes are glued in and the pen turned. The resulting wood on most styles of pens is as thin as 1/16th of an inch. Since the grain runs length-wise, the wood will shrink in diameter as it dries leaving a crack. When I purchase blanks, I do not use them for a

minimum of 60 days. If you want to be sure, cut your blank 3/4 X 3/4 X 6 (7/8 X 7/8 for the larger CSU pens) and weigh it on a postal scale periodically and use it when it stops losing weight. Brad Lee

Turn for the Troops

The Woodcraft store in Franklin will sponsor Turn for the Troop in 2010. . If you would like to turn some pens that will be given to the Turn for the Troops project please stop by the Woodcraft store in Franklin or come to a TAW meeting and pick up some pen kits. The TAW will be sponsoring some pen turning activities at the Saturday Turn Ins this summer.

Woodworking Links

American Association of Woodturners

www.woodturner.org

Arrowmont School of Arts & Crafts, Gatlinburg, TN, www.arrowmont.org 1-865-436-5860

Duck River Woodturners Club, Columbia, TN
www.duckriverwoodturners.com

Tri-State Woodturners Club, Chattanooga, TN
www.tristatewoodturners.org

Woodturning Resources

www.woodcentral.com

John C Campbell Folk School, Brasstown, NC

www.folkschool.org

Appalachian Center for Crafts, Smithville, TN

www.tntech.edu/craftcenter

Wood Central

www.woodcentral.com

Sawmill Creek

www.sawmillcreek.org

Woodcraft

www.woodcraft.com

Got Wood?

www.turningblanks.net

John Jordan

www.johnjordanwoodturning.com





TENNESSEE ASSOCIATION OF WOODTURNERS

23rd ANNUAL SYMPOSIUM

Friday, January 28 & Saturday, January 29, 2011

Registration Form – (Please Print Clearly)

Name: _____

Address: _____

City: _____ **State:** _____ **Zip:** _____

Email Address: _____

**** Confirmation will be sent via email**

Telephone: Home () _____ **Work ()** _____

Spouse/Significant Other Name (if attending): _____

For youth registration – (must be accompanied by registered adult)

Youth Name: _____

	Symposium Fees		
	Registration Fee	Registration Fee	
		After December 31, 2010	
Full Two Day Symposium	\$ 135.00*	\$ 165.00*	\$ _____
One Day Only	\$ 85.00*	\$ 100.00*	\$ _____
Spouse	\$ 75.00*	\$ 75.00*	\$ _____
Youth (under 18)	\$ 35.00*	\$ 35.00*	\$ _____
Banquet/Auction Only	\$ 35.00	\$ 45.00	\$ _____

*includes Banquet/Auction, whether attending or not.

Cancellation fee of \$35.00 if paid registration is canceled after January 14, 2011

TOTAL AMOUNT ENCLOSED: \$ _____

CREDIT CARD payment by Pay-Pal:

For online registration go to www.tnwoodturners.org/paypal

CHECK: Make payable to the *Tennessee Association of Woodturners*

Mail check to:

**TAW 2011 Symposium
P.O. Box 158296
Nashville, TN 37215**

Direct payments must be made by check as the TAW cannot process credit or debit card payments

From the Editor

Articles are due **Friday October 15** for the November newsletter and should be submitted to woodwackerjeff@aol.com .

Members Projects - If you have a woodturning project that you would like to showcase to our club members, you can send me detailed information about your project with pictures.

Members Questions and Answers - Members are asked to submit wood turning, finishing, and tool questions for our resident experts to answer. There are no dumb questions, someone else in the club may have had the same question.

Classified ads for woodworking related items are free to members. Send detailed information with pictures.

Wood to turn – Do you have wood, need wood or know about wood that is available for turning? Let me know and I will pass it along

Resources from the John Lucas Demo

Bowl from a Board

www.woodturnersresource.com/extras/.../Bowl_from_a_Board.pdf

<http://www.woodcraft.com/Articles/Articles.aspx?articleid=425>

www.craobhcuigdeag.org/wp-content/uploads/2010/07/Bowl-from-a-Board.pdf

<http://bobhamswwing.com/Articles/economy/TRUE%20ECONOMY.htm>

www.fwcwt.org/.../bowl...board/Make%20a%20Bowl%20from%20a%20Single%20Flat%20Board2...

<http://lumberjocks.com/projects/24269>

<http://mysite.verizon.net/respcjwi/id23.html>

<http://www.thewows.com/isapi.dll?c=Content&htx=View&siteid=G6kOAI&contentid=ZZZZYQ2Q&contentclass=FILE>

http://www.youtube.com/view_play_list?p=200B23AC7D271D38



Email Club Questions to:
info@tnwoodturners.org
pres@tnwoodturners.org

or Mail to:

TAW
P.O. Box 158296
Nashville, TN 37215

Check out the Website!
www.tnwoodturners.org

Tennessee Association of Woodturners

Board of Directors

President -	Ray Sandusky –	rsandusky@comcast.net
Vice President -	Mike Zinser –	mike.zinser@yahoo.com
Treasurer -	David Sapp –	sappoman@comcast.net
Sec/Newsletter -	Jeff Brockett –	woodwackerjeff@aol.com
Librarian	Bill Tucker -	bill.tucker@att.net
Director -	Myra Orton –	myraorton@bellsouth.net
Director -	Lou Mineweaser	mine@tds.net
Director -	Phil Stoner –	phil@mightyoakstudio.com
Director -	Barry Werner	barrywerner@bellsouth.net
Director	Stephen Campbell	steveanddonnac@comcast.net



The Tennessee Association of Woodturners is a local chapter of the American Association of Woodturners. Our purpose is to provide a meeting place for local turners to share ideas and techniques and to educate the general public regarding the art of turning. The TAW meets the first Tuesday of each month at the Tennessee Baptist Children's Home, off of Franklin Road in Brentwood, TN and periodically sponsors local exhibitions and demonstrations as well as an annual symposium