



## The Tennessee Turner

November 2008

Volume XXI, Issue 13

### Inside This Issue:

President's message	1
Nov 6 Meeting Info	2
Nov Saturday Turn In	2
2008 Schedule	2
Minutes	2
Oct Demonstrator	3
Instant Gallery	3
Members Q&A	4
Lyle Jamieson Event	4
TAW Symposium	5
Desert Symposium	5
Registration Form	6
Christmas Fundraiser	7
Barnes Memorial	7
Classes	7
Woodworking Links	7
From the Editor	7
Membership Renewal	7
Renewal application	8

### Important dates to remember:

Nov. Meeting – Nov 7  
Nov Turn In – Nov 18  
Symposium – Jan 23-24

### President's Message

As you already know, the first Tuesday of November is Election Day. Our regular meeting place is a Polling Station, so we need to move our meeting time from Tuesday to Thursday. This is another reminder that our meeting will be meeting at the TN Baptist Children's Home gymnasium on Thursday November 6. As usual, the meeting begins at 7:00, but you are encouraged to arrive early to help set up and interact with all of the other turners!

Beginning on November 8, we will kick-off our Christmas Tree Ornament Sales effort. So, please be sure to turn at least 2 ornaments to donate to the cause! We will also have sign-up opportunities for assisting in the sales at the Franklin Factory. A few hours of your time will go a long way to aid in fund raising and helping to bring some additional funds to the children at the TN Baptist Children's Home.


Outside, the leaves are changing and beginning to fall from the trees. If you have earmarked any trees to cut down, wait until the leaves are all gone and we have had our first frost. This will mean the moisture level within the tree will be lower and the bark will stick better to your natural edge bowls! If you need help or find any newly felled trees, let Jeff Brockett know so he can send out an email to the club members to help spread the wealth!

We are a little over 3 months away from our Symposium - January 23 & 24, 2009 and much of our effort is beginning to gel into a reality of having an excellent event! We have a new page available on our website at [www.tnwoodturners.org/symposium](http://www.tnwoodturners.org/symposium) where you can learn more, download the registration form and generally get excited to be a part of this weekend of activities! Please remember to make a work of turned art to donate to the club's auction!

Now that the weather is getting cooler, it will be more comfortable to get out there and turn! Be careful, have fun and remember that turned items make excellent Christmas gifts! Enjoy and be safe!

Ray Sandusky

## Club Meeting–Thursday, Nov 6



Bob Speier is from Germantown TN and a member of the Midsouth Woodturners Guild in the Memphis area. He initially got involved in turning because of his wife. He attended The Pink Palace craft fair in 2000 and

watched a fellow do a demonstration on turning baby rattles. That was all she wrote, his wife walked away saying, "I can do that and want to." They joined the Guild the same year and found her lessons and him catalogs.

He also does a great deal of woodworking, which he thoroughly enjoys as well. Besides it give him another avenue to buy more tools

Only a few things have revolutionized the process of woodturning and the Vacuum Chuck is one. It's versatile, fast and can be inexpensive to put together. That is what he will show us on November 6<sup>th</sup>.

## Saturday Turn-In

The Saturday Turn-In will be on November 15 at the TBCH workshop. The session will run from 8:00 am to 1:00 pm. If you have a particular need to help you become a better turner or if you just have a tool that needs to be sharpened correctly come on by and someone will be there to assist you. We will be working on Christmas ornaments.

## 2008 Tentative Schedule and Calendar of Events

### Club Projects

**November & December** – Christmas Fund Sale for Tennessee Baptist Children's Home -

**November 8<sup>th</sup>** we will demonstrate and sell at Waldorf School, Hillsboro Road, Nashville, TN

**The Factory – Franklin, TN**, dates for sales are scheduled for the Saturdays of November 29<sup>th</sup>, December 13<sup>th</sup> and 20<sup>th</sup>.

**January 23 & 24, 2009** – 21<sup>st</sup> Annual Symposium – Demonstrators are: Jimmy Clewes - Cindy Drozda – Mike Mahoney – Bob Rosand

### Club Meeting Programs

**\*\*\*November 6 (Thursday)** – Bob Speier – Mid South Woodturners Guild – Building a vacuum chuck and accessories

**December 2** – Christmas Party at Woodcraft, Franklin, TN  
2009

**January 6** – Pat Matranga – basics of spindle turning (proper use of gouge, parting tool & skew) and basics of face plate turning and make a platter

**February 3** – Myra Orton – from Andi Wolfe session (TAW scholarship class)

**March 3-**

**April 7-** Gary Martin – from Graeme Priddle session (TAW scholarship class)

**\*\*\* denotes change**

### Saturday Turn-Ins

**(8:00 am to 1:00 pm *unless otherwise specified*)**

November 15 – Christmas ornaments

December 20 – Christmas ornaments

January 17 (2009) –

**Club Sawdust Trail – Shop visits (We are looking for shops to visit)**

### Other Events

**November 1 – 2:** Appalachian Center for Crafts – Pat Matranga turning class on improving your woodturning skills. The two day class costs \$240.00 plus \$30.00 for materials. Information at [www.tntech.edu/craftcenter/wkshops](http://www.tntech.edu/craftcenter/wkshops).

## Minutes of the Meeting –Oct 7

Ray Sandusky called the meeting to order.

The following visitors were present: Clay and Cindy Cooper, Pam Allen and Lynn Reinhart.

Christmas ornament sale will be November 8 at Waldorf School, and at the Factory in Franklin November 29, December 13 and December 20. Woodcraft 5<sup>th</sup> Anniversary Sale is October 17-18.

Club has turned over 1000 pens for the Turn for the Troops project.

TACA sent a thank you letter for our involvement at the fall craft fair.

Club purchased six new books and three new DVDs for the library.

Brian Clarry gave a symposium update.

Ed Taylor will coordinate symposium volunteers.

**Mike Zinser introduced David Chanslor as the meeting demonstrator.**



David demonstrated how he turns a two piece hollow vessel with segmented rings. He attaches a face plate to each end of his piece and uses a one way live tail center with an

adaptor. David also showed the large nuts that he glues on to a waste block. The nuts are 1 ¼ x 8 tpi and fit his drive. He makes use of some veneers in his work and prefers to use end grain for the vessel. One hint for parting is to use a hacksaw with a fine blade at slow speed. David recommended the Spring 2008 article in the American Woodturner Journal by Jim Rodgers titled "Transitional Vessels"

**Instant gallery:**



**Jeff Brockett** – Box Elder Bowl



**Ray Sandusky** – Osage Orange end grain bowl



**Barry Werner** – Spalted Maple bowl and cherry vase



**Donald Thompson** – cherry bowl



**Bob Myers** – segmented vase and ornaments




**Deryl Dueer** – teapot



**Bill Summar** – white oak burl bowl



**Brian Clarry** – birdhouses and bottle stopper



**David Chanslor** – segmented vases



**Brevard Haynes** – cherry depth gauges



**Andy Woodward** – spalted maple/hickory bowl and ornaments



**Ron Sanda** – marbled ornament



**Mike Patrick** – walnut/cherry ornaments

## Members' Q&A

**Question #2 revisited from October:** I often see spalted wood being used in food bowls and spoons. I was under the impression that the spaltling is a fungus and should not be used on food items, baby rattles, etc. Please advise. Thanks, Tina Minihan

**Answer #1.** My undergraduate degree was in microbiology with a specialty in human fungal pathogens - also did research in this area for a number of years. Fungi found in spalted wood: Most are not pathogenic for humans; A few are opportunistic pathogens - may infect someone who is debilitated; May illicit an allergic response in some individuals; May survive for decades in a dormant state in the wood until activated by moisture - and invade food left in bowl or restart the decay process (a lot of moisture); and spalted wood - advanced - may impart an off flavor or odor. Most of these potentially detrimental events require a lot of moisture for an extended time period. I love spalted wood and use it for decorative pieces. I would not recommend it for the storage of foods but the risk is probably very low for short term food contact. Phil Roberts

**Question #1:** I am setting up my shop in my garage, where we are renting. The gas water heater is also in the same space. Does anyone have suggestions for building a barrier around the water heater to allow the heater to work but not accumulate the sawdust from the turning and woodworking. I am thinking about building an enclosure with louvers, so it can get air but not the majority of dust.

Ken Lennox

**Answer #1:** I have always thought dust and or saw dust was not compatible with gas flame. How long does a gas heater last? I had the same gas water heater in my shop in the basement for 30 years without any trouble. After 30 years it started leaking so had to get a new one so I switched to an electric because natural gas was going up in price over electric. I don't know if any one can find a better deal than that. Pete Schutt

**Answer #2:** Having a gas hot water heater in a workshop creates the potential for trouble. The gas hot water heater needs fresh air and must be able to exhaust hot air. I am guessing that the hot water heater in the garage has an outside exhaust. You

could build an enclosure around the hot water heater and include some large vents that would hold a couple of furnace filters. This would provide fresh air to the hot water heater and filter the dust from getting into the water heater. Keeping the work area clean also will minimize the potential of dust being ignited by any sparks. Hope this helps – Jeff Brockett

**Answer #3:** Regarding the work shop sharing the same space as a gas water heater; wood dust on your water heater housing, or in the air train to the flame, should be the least of your worries. Many solvent vapors are heavier than air so they travel along the floor when used or spilled. Even a two ounce spill could leave you without a workshop, garage, or even your life.


Dave Collier

**Answer #4:** When you build a cabinet around the water heater to insert metal framed window screens. For extreme dust situations (like superfine sanding) have a removable fabric cover on the outside of the screens.

Use this cover only when working and producing dust. Take cover off when leaving the room for the day. Alice Jensen

## Lyle Jamieson Event

TAW sponsored Lyle Jamieson for a turning demonstration/hand-on instruction weekend on September 13 and 14, 2008. Dick Swoboda submitted these pictures of the event.



## Tennessee Association of Woodturners

### **21st Annual Symposium**

**January 23-24, 2009**

**Save the Date!!**

To be held at the Radisson Opryland Hotel  
Nashville TN.

**Featured Demonstrators for the Symposium are:  
Jimmy Clewes, Cindy Drozda, Mike Mahoney &  
Bob Rosand**

**The 2009 Symposium highlights will include:  
Instant Gallery, People's Choice Award, Dinner  
and Auction, Vendors: Best Wood Tools,  
Woodcraft, Big Monk Lumber, HS Woods,  
Thompson Lathe Tools, and Roundtable  
discussion with the demonstrators.**

For more information: Go to the TAW web site  
[www.tnwoodturners.org](http://www.tnwoodturners.org) or send an email to  
[symposium@tnwoodturners.org](mailto:symposium@tnwoodturners.org)  
or call 615-300-0363.

### This Month's Featured Symposium Demonstrator – Cindy Drozda



Cindy Drozda, Boulder Colorado, has worked with wood professionally since her first "real" job at age 19, where she taught herself to work with wood. The need to make a pair of chairs brought her to woodturning, but it was the pictures of bowls, vessels, and boxes in the back of Dale

Nish's book that really got her hooked. Before settling on woodturning as a career Cindy worked as a cabinet maker, rebuilt airplanes, machined metal, and made hang gliding equipment.

Today, her pieces are exhibited at the finest art shows and galleries. Her elegant lidded vessels and boxes with delicate finials bring a contemporary flair to classic forms. A jewel hidden under the lid symbolizes the treasure that life reveals when we make the effort to look deeper. Her trademarks are precise techniques, fine details, and pleasing forms.



Cindy shares her knowledge and passion as an international demonstrator and teacher, as well as through her instructional DVD/videos. A member of the American Association of Woodturners and 4 chapters, she sees the sharing of ideas in the woodturning community as vital to the health and growth of individuals, the community, and "Wood Art" in today's world. She has written several articles for the AAW Journal, including a recent one on "Finial Design". Cindy will coach you to new levels of excellence in your woodturning!



In 1988, Cindy participated in the first successful west-to-east crossing of the US by non-powered hang glider, and in 1998 she flew an experimental airplane to Oshkosh for the world's largest airshow. Woodturning is her latest exciting adventure!

## Desert Woodturning Symposium

The Arizona Woodturners Association will hold its third annual Desert Woodturning Roundup on February 6, 7 & 8, 2009 at the Mesa Convention Center, Mesa, AZ. For details please go to:  
[www.desertwoodturningroundup.com](http://www.desertwoodturningroundup.com)



Tennessee Association of Woodturners
21st ANNUAL SYMPOSIUM
Friday, January 23 & Saturday, January 24, 2009
Registration Form

Name: \_\_\_\_\_

Address: \_\_\_\_\_

City: \_\_\_\_\_ State: \_\_\_\_\_ Zip: \_\_\_\_\_

Email Address: \_\_\_\_\_

Telephone, Home: ( ) \_\_\_\_\_ Work: ( ) \_\_\_\_\_

Are you currently a TAW member? Yes No (circle one)

Symposium Fees

Table with 3 columns: Fee Category, Member, Non-Member. Rows include Full Symposium, One Day Only, Spouse, Youth (under 18), Banquet/Auction Only, and 2009 TAW Dues.

\*includes Banquet/Auction, whether attending or not

TOTAL AMOUNT ENCLOSED: \$ \_\_\_\_\_

SPOUSE'S NAME IF ATTENDING: \_\_\_\_\_

CHECKS: MAKE PAYABLE TO: Tennessee Association of Woodturners

CREDIT CARDS:

Master Card/Visa/Discover Card #: \_\_\_\_\_ Exp Date: \_\_\_\_\_

Exact Name On Card: \_\_\_\_\_

Signature: \_\_\_\_\_

Send by return mail to: TAW 2009 Symposium
Symposium Chairman
P.O. Box 158296
Nashville, TN 37215

## Christmas Fundraiser

The Tennessee Association of Woodturners will sell donated items beginning on November 8<sup>th</sup> at the Waldorf School, Hillsboro Road, Nashville, TN and at The Factory in Franklin, TN, on November 29<sup>th</sup>, December 13<sup>th</sup> and 20<sup>th</sup>. All proceeds are given to the Tennessee Baptist Children's Home for their Christmas Fund.

As a TAW member, we request that you turn at least two Christmas ornaments and any other turned items for the sale so we will have both a variety to choose from and an adequate supply. Please come to The Factory on Franklin Road, just north of downtown Franklin, TN, to support your clubs sales efforts. You will find turnings you want to add to your collection or want to give as Christmas gifts. Mike Zinser

## Doug Barnes Memorial Fund-raiser

The Georgia Association of Woodturners announces the opening of the Doug Barnes Memorial Fund-raiser site. For those who didn't know Doug, he was the Resident Woodturning Artist at John C. Campbell Folk School (JCC) and passed away suddenly in early August. In the mid '90s he became Assistant Resident Woodturning Artist at John C. Campbell Folk School and in 2003 succeeded Willard Baxter as Resident Woodturning Artist again at JCC. He was the President of the Brasstown Woodturners Guild for the last several years and also managed the Southern States Woodturning Symposium in Gainesville for the last two years. Through his work in these capacities, he touched the lives of many woodturners in Georgia and across the nation.

To that end the woodturning clubs of Georgia have organized a fund-raiser to commemorate those efforts while at the same time, in Doug's memory, improving the woodturning facility at JCC. Twenty woodturners from clubs across Georgia, South Carolina and Alabama have contributed pieces of their work in this effort.

Thanks in advance to all who take part in this event. We look forward to making a significant contribution to the John C. Campbell woodturning studio in Doug's name.

The website can be found at:

<http://www.gawoodturner.org/shop/zen-cart/>

or from a link off the GAW home page at:

<http://www.gawoodturner.org/>

## Local Classes Available

Classes available at Woodcraft in Franklin, TN

### Rob Cosman Event

#### **Sharpening, Hand Planing, & Dovetail Seminar**

Friday, November 7 from 5pm – 9 pm

Tuition: \$125.00

### **All Day & Hands On Class**

Saturday, November 8 from 9am – 5pm

Tuition: \$250.00

For information and registration call Woodcraft  
615-599-9638

## Woodworking Links

### **American Association of Woodturners**

[www.woodturner.org](http://www.woodturner.org)

**Arrowmont School of Arts & Crafts**, Gatlinburg, TN, [www.arrowmont.org](http://www.arrowmont.org) 1-865-436-5860

**Duck River Woodturners Club**, Columbia, TN

[www.duckriverwoodturners.com](http://www.duckriverwoodturners.com)

**Tri-State Woodturners Club**, Chattanooga, TN

[www.tristatewoodturners.org](http://www.tristatewoodturners.org)

## From the Editor

December newsletter articles are due November 14th and should be submitted to Jeff Brockett at [woodwackerjeff@aol.com](mailto:woodwackerjeff@aol.com). If you have a project that would be of interest to the club members please send me that information with pictures. Classified ads for woodworking related items are free to members. Members can also submit wood turning, finishing, and tool questions for our resident experts to answer. Please advise me of any changes in your mailing or email address.

## Membership Renewal

It is time to renew your TAW membership. All membership renewals must be received before December 31, 2008 to be included in the 2009 TAW directory and to receive the member's fee for the Symposium. You can find a renewal form on the next page or go to [www.tnwoodturners.org](http://www.tnwoodturners.org) and obtain a membership renewal form. Membership Fee is \$25.



# TENNESSEE ASSOCIATION OF WOODTURNERS 2009 MEMBERSHIP APPLICATION

Please return this form at the club meeting or via mail to: TAW, P. O. Box 158296, Nashville, TN 37215

Annual Membership Dues - \$25 Individual / \$18 Student / \$40 Business.

Please make check payable to: Tennessee Association of Woodturners

Date \_\_\_\_\_

First Name \_\_\_\_\_ Last Name \_\_\_\_\_

Address \_\_\_\_\_

City \_\_\_\_\_ State \_\_\_\_ Zip \_\_\_\_\_

Home Phone \_\_\_\_\_ Work \_\_\_\_\_ Cell \_\_\_\_\_

E-Mail Address \_\_\_\_\_

Your Web Site Address \_\_\_\_\_

Are you a member of the American Association of Woodturners? Yes \_\_\_\_\_ No \_\_\_\_\_

How many years of woodturning experience do you have? \_\_\_\_\_

Do you have a specialty that you would like to share with the membership of our club? \_\_\_\_\_



Email Club Questions to:  
[info@tnwoodturners.org](mailto:info@tnwoodturners.org)  
[pres@tnwoodturners.org](mailto:pres@tnwoodturners.org)

or Mail:  
TAW  
P.O. Box 158296  
Nashville, TN 37215

Check out the Website!

See us at:

[www.tnwoodturners.org](http://www.tnwoodturners.org)

## Tennessee Association of Woodturners

### Board of Directors

President -	Ray Sandusky – <a href="mailto:rsandusky@comcast.net">rsandusky@comcast.net</a>
Vice President -	Mike Zinser – <a href="mailto:mike.zinser@yahoo.com">mike.zinser@yahoo.com</a>
Treasurer -	David Sapp – <a href="mailto:sappoman@comcast.net">sappoman@comcast.net</a>
Secretary/Newsletter -	Jeff Brockett – <a href="mailto:woodwackerjeff@aol.com">woodwackerjeff@aol.com</a>
Webmaster	Joe Curl - <a href="mailto:jacurl@comcast.net">jacurl@comcast.net</a>
Librarian	Bill Tucker - <a href="mailto:billtucker@comcast.net">billtucker@comcast.net</a>
Director -	Brian Clarry – <a href="mailto:briancrary@comcast.net">briancrary@comcast.net</a>
Director -	Greg Godwin – <a href="mailto:gggwoodturning@comcast.net">gggwoodturning@comcast.net</a>
Director -	Brenda Stein – <a href="mailto:brendastein@bellsouth.net">brendastein@bellsouth.net</a>
Director -	Phil Stoner – <a href="mailto:phil@mightyoakstudio.com">phil@mightyoakstudio.com</a>
Director -	Bill Summar – <a href="mailto:bjcsummar@cpws.net">bjcsummar@cpws.net</a>



The Tennessee Association of Woodturners is a local chapter of the American Association of Woodturners. Our purpose is to provide a meeting place for local turners to share ideas and techniques and to educate the general public regarding the art of turning. The TAW meets the first Tuesday of each month at the Tennessee Baptist Children's Home, off of Franklin Road in Brentwood, TN and periodically sponsors local exhibitions and demonstrations as well as an annual symposium